









































Commodore VIC-20 Print Screen Codes

Character	Description	Key Sequence
	Black	CTRL + 1
	White	CTRL + 2
	Red	CTRL + 3
	Cyan	CTRL + 4
	Purple	CTRL + 5
	Green	CTRL + 6
	Blue	CTRL + 7
	Yellow	CTRL + 8
	Reverse On	CTRL + 9
	Reverse Off	CTRL + 0
	Cursor Down	↓ Cursor Down
	Cursor Up	↑ Cursor Up
	Cursor Left	← Cursor Left
	Cursor Right	→ Cursor Right
	Cursor Home	Home
	Clear Screen	SHIFT + Home



Find more information and resources for vintage computing at: <https://bitsandbytes.life>

Commodore 64 Print Screen Codes

Character	Description	Key Sequence
	Black	CTRL + 1
	White	CTRL + 2
	Red	CTRL + 3
	Cyan	CTRL + 4
	Purple	CTRL + 5
	Green	CTRL + 6
	Blue	CTRL + 7
	Yellow	CTRL + 8
	Orange	CMDR + 1
	Brown	CMDR + 2
	Light Red	CMDR + 3
	Dark Grey	CMDR + 4
	Grey	CMDR + 5
	Light Green	CMDR + 6
	Light Blue	CMDR + 7
	Light Grey	CMDR + 8
	Reverse On	CTRL + 9
	Reverse Off	CTRL + 0
	Cursor Down	↓ Cursor Down
	Cursor Up	↑ Cursor Up
	Cursor Left	← Cursor Left
	Cursor Right	→ Cursor Right
	Cursor Home	Home
	Clear Screen	SHIFT + Home